

Creative Content Writing Basics

Munich (Germany)

10 - 14 November 2025

UK Training

PARTNER



Creative Content Writing Basics

Code: PS28 From: 10 - 14 November 2025 City: Munich (Germany) Fees: 4400 Pound

Introduction

Welcome to the Creative Content Writing Course, designed to equip participants with the essential skills and strategies for crafting engaging, impactful, and high-quality content. Whether you aspire to become a creative content manager, a creative content strategist, or simply enhance your writing abilities, this course provides you with the knowledge and tools to succeed in creative content production and beyond.

In today's digital world, businesses and professionals must understand what creative content is and how to implement effective creative content strategies to captivate audiences, enhance brand presence, and drive engagement across various platforms. This course explores creative content development, creative content writing services, and best practices for storytelling, persuasive writing, and digital content creation.

Course Objectives

By the end of this creative content writing course, participants will:

- Understand the definition of creative content and its significance in digital marketing and branding.
- Develop expertise in creative content generation and crafting compelling, reader-centric content.
- Learn to write effectively for diverse platforms, including blogs, social media, and websites.
- Master the principles of storytelling, persuasive writing, and creative content solutions for various industries.
- Gain practical experience through hands-on exercises, peer feedback, and portfolio building.

Course Outlines

Day 1: Foundations of Creative Content Writing

- What is creative content writing? Understanding its role in digital marketing.
- The writing process: From ideation to execution in creative content development.
- Overcoming writer's block and enhancing creativity.
- Identifying your audience and tailoring content to their needs.
- Exploring content types: Blogs, social media, advertisements, and more.

A graphic of a chessboard with several chess pieces (a king, a pawn, and a knight) on it, set against a background of concentric circles.

UK Training
PARTNER

Day 2: Mastering Writing Skills

- Writing with clarity and the power of simple language.
- The essentials of grammar, style, and tone in creative content writing services.
- Structuring content: Effective use of headlines, subheadings, and flow.
- Creating engaging introductions and impactful conclusions.
- Writing for impact: Crafting compelling call-to-action statements.

Day 3: Storytelling in Content Writing

- Understanding the meaning of creative content through storytelling.
- Crafting authentic and engaging narratives.
- Adding emotion to your writing to resonate with audiences.
- Creating brand stories: How businesses connect through storytelling.
- Case studies: Successful storytelling strategies in media and marketing.

Day 4: Writing for Digital Platforms

- Creative content management for social media: Posts, captions, and ads.
- SEO optimization: Best practices and keyword usage for creative content generation.
- Essentials of blog writing: Structuring and formatting for maximum engagement.
- The role of visual and interactive content in enhancing message delivery.
- Editing and proofreading techniques to refine your writing.

Day 5: Practical Writing and Feedback

- Hands-on writing exercises based on real-world scenarios.
- Peer reviews: How to provide and receive constructive feedback.
- Building a personal writing style and voice.
- Compiling a professional portfolio to showcase your work.

A graphic of a chessboard with several chess pieces (a king, a pawn, and a knight) on it. The board is white and black, and the pieces are gold and silver. The text 'UK Training PARTNER' is overlaid on the board.

UK Training
PARTNER

- Course wrap-up: Review, feedback, and next steps in your creative content creation journey.

Why Attend this Course? Wins & Losses!

- Master the art of creative content leadership and establish yourself as an expert in content creation.
- Gain in-depth knowledge of creative content meaning, allowing you to create high-quality, audience-focused material.
- Learn from experienced creative content consultants with real-world expertise in digital marketing.
- Develop practical skills in creative content management, creative content strategy, and creative content writing for various platforms.
- Receive valuable feedback and hands-on experience through practical exercises.

Conclusion

The ability to craft compelling, audience-driven content is a critical skill in today's digital landscape. Whether you are a business professional, aspiring writer, or creative content specialist, this course provides a solid foundation in creative content development, creative content writing, and creative content strategy. By the end of the program, you will be equipped with the tools and techniques to create impactful, engaging content that stands out in the competitive market.

Enroll today in our creative content courses and take the first step towards becoming a master in creative content writing!

A graphic of a chessboard with several chess pieces (a king, a queen, a knight, and a pawn) on it, set against a background of concentric circles.

UK Training
PARTNER

Blackbird Training Cities

Europe



Malaga (Spain)



Sarajevo (Bosnia and Herzegovina)



Oporto (Portugal)



Glasgow (Scotland)



Edinburgh (UK)



Oslo (Norway)



Annecy (France)



Bordeaux (France)



Copenhagen (Denmark)



Birmingham (UK)



Lyon (France)



Moscow (Russia)



Stockholm (Sweden)



Podgorica (Montenegro)



Batumi (Georgia)



Salzburg (Austria)




Florence (Italy)



London (UK)



Istanbul (Turkey)



Amsterdam



Düsseldorf (Germany)



Paris (France)



Athens (Greece)



Barcelona (Spain)



Munich (Germany)



Geneva (Switzerland)



Prague (Czech)



Vienna (Austria)



Rome (Italy)




Brussels (Belgium)



Madrid (Spain)



Berlin (Germany)



Lisbon (Portugal)



Zurich (Switzerland)



Manchester (UK)



Milan (Italy)



Blackbird Training Cities

USA & Canada



Los Angeles (USA)



Orlando, Florida (USA)



Online



Phoenix, Arizona (USA)



Houston, Texas (USA)



Boston, MA (USA)



Washington (USA)



Miami, Florida (USA)



New York City (USA)



Seattle, Washington (USA)



Washington DC (USA)



In House



Jersey, New Jersey (USA)



Toronto (Canada)

ASIA



Baku (Azerbaijan)
(Thailand)



Maldives (Maldives)



Doha (Qatar)



Manila (Philippines)



Bali (Indonesia)



Bangkok



Beijing (China)



Singapore (Singapore)



Sydney



Tokyo (Japan)



Jeddah (KSA)



Riyadh (KSA)



Melbourne (Australia)
(Kuwait)



Phuket (Thailand)



Shanghai (China)



Dubai (UAE)



Kuala Lumpur (Malaysia)



Kuwait City



Seoul (South Korea)




Pulau Ujong (Singapore)



Irbid (Jordan)



Jakarta (Indonesia)



Amman (Jordan)



Beirut

UK Training
PARTNER

Blackbird Training Cities

AFRICA



Kigali (Rwanda)



Cape Town (South Africa)



Accra (Ghana)



Lagos (Nigeria)



Marrakesh (Morocco)



Nairobi (Kenya)



Zanzibar (Tanzania)



Tangier (Morocco)



Cairo (Egypt)



Sharm El-Sheikh (Egypt)



Casablanca (Morocco)



Tunis (Tunisia)



Blackbird Training Clients



UK Training
PARTNER

Blackbird Training Categories

Management & Admin

Entertainment & Leisure
Professional Skills
Finance, Accounting, Budgeting
Media & Public Relations
Project Management
Human Resources
Audit & Quality Assurance
Marketing, Sales, Customer Service
Secretary & Admin
Supply Chain & Logistics
Management & Leadership
Agile and Elevation

Technical Courses

Artificial Intelligence (AI)
Hospital Management
Public Sector
Special Workshops
Oil & Gas Engineering
Telecom Engineering
IT & IT Engineering
Health & Safety
Law and Contract Management
Customs & Safety
Aviation
C-Suite Training



 International House 185 Tower Bridge
Road London SE1 2UF United Kingdom

 +44 7401 1773 35
+44 7480 775526

 Sales@blackbird-training.com

 www.blackbird-training.com

UK Training
PARTNER

