

Analysis Using Excel and Power bi

Manama (Bahrain)

14 - 18 July 2024

UK Traininig

PARTNER



Analysis Using Excel and Power bi

Code: PS28 From: 14 - 18 July 2024 City: Manama (Bahrain) Fees: 3900 Pound

Introduction

In today's data-driven world, the ability to effectively analyze and derive insights from data is crucial for businesses to stay competitive. Microsoft Excel and Power BI are powerful tools that enable professionals to perform advanced data analysis and visualization. This course is designed to provide participants with the most modern and advanced techniques in analysis using Excel and Power BI.

Objectives

- Understand the importance of data analysis in decision-making and driving business value.
- Learn the latest and most advanced features and functionalities of Excel and Power BI for data analysis.
- Develop proficiency in data cleaning, transforming, and modeling techniques using Excel and Power BI.
- Gain expertise in creating advanced visualizations and interactive dashboards to effectively communicate insights.
- Apply analytical techniques to real-world scenarios and business challenges using Excel and Power BI.

Course Outlines

Day 1

Introduction to Data Analysis with Excel and Power BI

- Overview of data analysis process and its significance in business decision-making.
- Introduction to Excel and Power BI as powerful analysis tools.
- Exploring data sources and importing data into Excel and Power BI.

Day 2

Data Cleaning and Transformation Techniques

- Understanding data quality issues and techniques for data cleaning.
- Transforming data using Excel and Power Query.
- Merging and appending data from multiple sources.

Day 3

Data Modeling and Analysis

UK Training

PARTNER



- Introduction to data modeling concepts and best practices.
- Creating relationships between tables in Excel and Power BI.
- Performing advanced calculations and analysis using DAX Data Analysis Expressions.

Day 4

Advanced Visualization and Dashboard Creation

- Design principles for effective data visualization.
- Creating advanced charts, graphs, and visualizations in Excel and Power BI.
- Building interactive dashboards to present insights and facilitate data exploration.

Day 5

Applied Data Analysis and Case Studies

- Applying the learned techniques to real-world data analysis scenarios.
- Analyzing and interpreting data to derive meaningful insights.
- Case studies and hands-on exercises to reinforce learning.

A graphic of a chessboard with several chess pieces (a king, a queen, and a pawn) on it, set against a background of concentric circles.

UK Training
PARTNER

Blackbird Training Cities

Europe



Zurich (Switzerland)



Stockholm (Sweden)



Lyon (France)



Copenhagen (Denmark)



Bordeaux (France)



Annecy (France)



Oslo (Norway)



Edinburgh (UK)



Glasgow (Scotland)



Malaga (Spain)



London (UK)



Istanbul (Turkey)



Amsterdam (Netherlands)
(Switzerland)



Düsseldorf (Germany)



Paris (France)



Barcelona (Spain)



Munich (Germany)



Geneva



Prague (Czech)



Vienna (Austria)



Rome (Italy)



Brussels (Belgium)



Madrid (Spain)



Berlin (Germany)



Lisbon (Portugal)



Manchester (UK)




Milan (Italy)

USA & Canada



Los Angeles (USA)



Florida (USA)



Online



Boston (USA)




Washington (USA)



Miami(USA)



New York (USA)



Toronto (Canada)



Blackbird Training Cities

Asia



Baku (Azerbaijan)



Maldives (Maldives)



Manila (Philippines)



Bali (Indonesia)



Bangkok (Thailand)



Beijing (China)



Moscow (Russia)
(Malaysia)



Singapore (Singapore)



Sydney (Australia)



Tokyo (Japan)



Dubai (UAE)



Kuala Lumpur



Jakarta (Indonesia)

Africa



Kigali (Rwanda)



Cape Town (South Africa)



Accra (Ghana)



Lagos (Nigeria)



Marrakesh (Marocco)



Nairobi (Kenya)



Cairo (Egypt)



Sharm El-Sheikh (Egypt)



Casablanca (Morocco)



Tunis (Tunisia)

UK Training
PARTNER

Blackbird Training Clients



UK Training
PARTNER

Blackbird Training Categories

Management & Admin


Professional Skills
Finance, Accounting, Budgeting
Media & Public Relations
Project Management
Human Resources
Audit & Quality Assurance
Marketing, Sales, Customer Service
Secretary & Admin
Supply Chain & Logistics
Management & Leadership
Agile and Refinement

Technical Courses

Hospital Management
Public Sector
Special Workshops
Oil & Gas Engineering
Telecom Engineering
IT & IT Engineering
Health & Safety
Law and Contract Management
Customs & Safety
Aviation
C-Suite Training



 International House 185 Tower Bridge
Road London SE1 2UF United Kingdom

 +44 7401 1773 35
+44 7480 775526

 training@blackbird-training.com

 www.blackbird-training.com

UK Training
PARTNER

