

Photography and Videography Course

UK Training

PARTNER



Photography and Videography Course

Introduction

Photography and videography are powerful visual mediums used for creative expression, storytelling, and professional communication. With the advancement of technology, photography and videography have become essential tools in numerous industries, from media to film, advertising, weddings, and art. This 16-day course is designed to provide participants with a comprehensive understanding of both photography and videography, covering everything from the basics to advanced techniques. Participants will learn how to capture stunning images, create compelling videos, and edit their work to professional standards. Each day of the course focuses on specific topics and practical exercises to reinforce learning.

Course Objectives

- Introduction to Photography and Videography: Provide an understanding of what photography and videography are and their applications across various fields.
- Photography Techniques: Teach participants essential photography techniques and how to choose the best camera for photography.
- Camera Operation and Settings: Equip participants with the skills to effectively use their cameras and understand key settings.
- Creative Photography: Introduce participants to creative photography techniques and various styles of photography.
- Video Production: Enable participants to create professional-quality videos using videography and visual storytelling techniques.
- Photo and Video Editing: Teach participants how to edit their photos and videos using industry-standard software.
- Hands-on Practice: Provide ample opportunities for practical application and feedback on participants' work.

Course Outlines

Day 1: Introduction to Photography and Videography

- The significance of visual storytelling in photography and videography.
- Types of photography and videography.
- Overview of equipment and software used in photography and videography.

Day 2: Understanding Your Camera

- Types of cameras and their features.
- Camera settings: shutter speed, aperture, and ISO.
- Practical exercises on camera operation.

Day 3: Composition in Photography

- Rule of thirds and other composition techniques.
- Framing, leading lines, and symmetry.
- Practical exercises in composition.



Day 4: Lighting in Photography and Videography

- Natural vs. artificial light.
- Lighting setups for portrait photography.
- Portrait lighting techniques.

Day 5: Camera Techniques and Modes

- Shutter speed, aperture, and ISO for creative effects.
- Exposure modes for various scenarios.
- Low-light and night photography.

Day 6: Portrait Photography

- Portrait composition and posing techniques.
- Portrait lighting techniques.
- Portrait photography practice.

Day 7: Landscape and Nature Photography

- Landscape composition and perspective.
- Capturing the beauty of nature.
- Nature photography excursion.

Day 8: Street and Documentary Photography

- Techniques for candid shots.
- Storytelling through documentary photography.
- Fieldwork in street photography.

Day 9: Photography Editing Basics

- Introduction to photo editing software.
- Basic editing techniques: cropping, exposure, color.
- Editing practice with sample photos.

Day 10: Introduction to Videography

- Basics of videography.
- Camera settings for video.
- Recording techniques and angles.

Day 11: Storytelling in Videography

- Visual storytelling techniques.
- Scriptwriting and storyboarding.
- Filming a short video project.

Day 12: Video Editing Fundamentals

- Introduction to video editing software.



- Editing workflow and techniques.
- Editing a short video project.

Day 13: Advanced Photography Techniques

- Long exposure and light painting techniques.
- HDR photography techniques.
- Creative photography projects.

Day 14: Advanced Videography Techniques

- Slow-motion and time-lapse videography.
- Advanced camera movements e.g., dolly, gimbal.
- Filming and editing an advanced video project.

Day 15: Portfolio Development

- Organizing and presenting your work.
- Building a photography and videography portfolio.
- Peer reviews and critique.

Day 16: Final Projects and Course Review

- Participants work on final photography and videography projects.
- Presentation and discussion of final projects.
- Course review, Q&A, and certification.

Why Attend This Course: Wins & Losses!

- **Learn Advanced Photography Techniques:** From creative photography to nighttime photography, you'll gain hands-on experience in capturing stunning shots.
- **Create Compelling Videos:** Learn how to produce professional videos with visual storytelling.
- **Master Photo and Video Editing:** Acquire the skills to edit both photos and videos like a pro using industry-standard software.
- **Build Your Portfolio:** Gain the skills to sell your photography and organize your photography portfolio to showcase your work.

Conclusion

This comprehensive course offers the perfect opportunity for anyone looking to learn photography and videography professionally. Whether you're interested in learning photography or pursuing photography as a course, this program equips you with all the skills necessary to succeed. From mastering basic photography techniques to creating advanced video projects, this course will help you develop the expertise needed to create visually stunning content.

Join us today and take the first step toward mastering the art of photography and videography!



Blackbird Training Cities

EUROPE



Malaga (Spain)



Sarajevo (BiH)



Cascais (Portugal)



Glasgow (Scotland)



Edinburgh (UK)



Oslo (Norway)



Annecy (France)



Bordeaux (France)



Copenhagen (Denmark)



Birmingham (UK)



Lyon (France)



Moscow (Russia)



Stockholm (Sweden)
(Netherlands)



Podgorica (Montenegro)



Batumi (Georgia)



Salzburg (Austria)



Florence (Italy)



Rotterdam




Bruges (Belgium)



London (UK)



Istanbul (Turkey)



Amsterdam (Netherlands)



Düsseldorf (Germany)



Paris (France)



Athens (Greece)



Barcelona (Spain)




Munich (Germany)




Geneva (Switzerland)



Prague (Czech)



Vienna (Austria)



Rome (Italy)
(Switzerland)




Brussels (Belgium)



Madrid (Spain)



Berlin (Germany)



Lisbon (Portugal)



Zurich



Manchester (UK)



Milan (Italy)

UK Training
PARTNER



Blackbird Training Cities

USA & CANADA



Los Angeles (USA)



Orlando, Florida (USA)



Online



Phoenix, Arizona (USA)



Houston, Texas (USA)



Boston, MA (USA)



Washington (USA)



Miami, Florida (USA)



New York City (USA)



Seattle, Washington (USA)



Washington DC (USA)



In House



Jersey, New Jersey (USA)



Toronto (Canada)

ASIA



Baku (Azerbaijan)
(Thailand)



Malé (Maldives)



Doha (Qatar)



Manila (Philippines)



Bali (Indonesia)



Bangkok



Beijing (China)



Singapore (Singapore)



Sydney (Australia)



Tokyo (Japan)



Jeddah (KSA)



Riyadh (KSA)



Melbourne (Australia)



Phuket (Thailand)



Shanghai (China)



Abu Dhabi (UAE)



Dammam (KSA)



Dubai (UAE)



Kuala Lumpur (Malaysia)
(Indonesia)



Kuwait City (Kuwait)



Seoul (South Korea)



Pulau Ujong (Singapore)



Irbid (Jordan)



Jakarta



Amman (Jordan)

UK Training
PARTNER



Blackbird Training Cities

AFRICA



Kigali (Rwanda)



Cape Town (South Africa)



Accra (Ghana)



Lagos (Nigeria)



Marrakesh (Morocco)



Nairobi (Kenya)



Zanzibar (Tanzania)



Tangier (Morocco)



Cairo (Egypt)



Sharm El-Sheikh (Egypt)



Casablanca (Morocco)



Tunis (Tunisia)



Blackbird Training Categories

Management & Admin

Entertainment & Leisure
Professional Skills
Finance, Accounting, Budgeting
Media & Public Relations
Project Management
Human Resources
Audit & Quality Assurance
Marketing, Sales, Customer Service
Secretary & Admin
Supply Chain & Logistics
Management & Leadership
Agile and Elevation

Technical Courses

Artificial Intelligence (AI)
Sustainability, ESG & Corporate Responsibility
Advanced Courses
Hospital Management
Public Sector
Special Workshops
Oil & Gas Engineering
Telecom Engineering
IT & IT Engineering
Health & Safety
Law and Contract Management
Customs & Safety
Aviation
C-Suite Training

